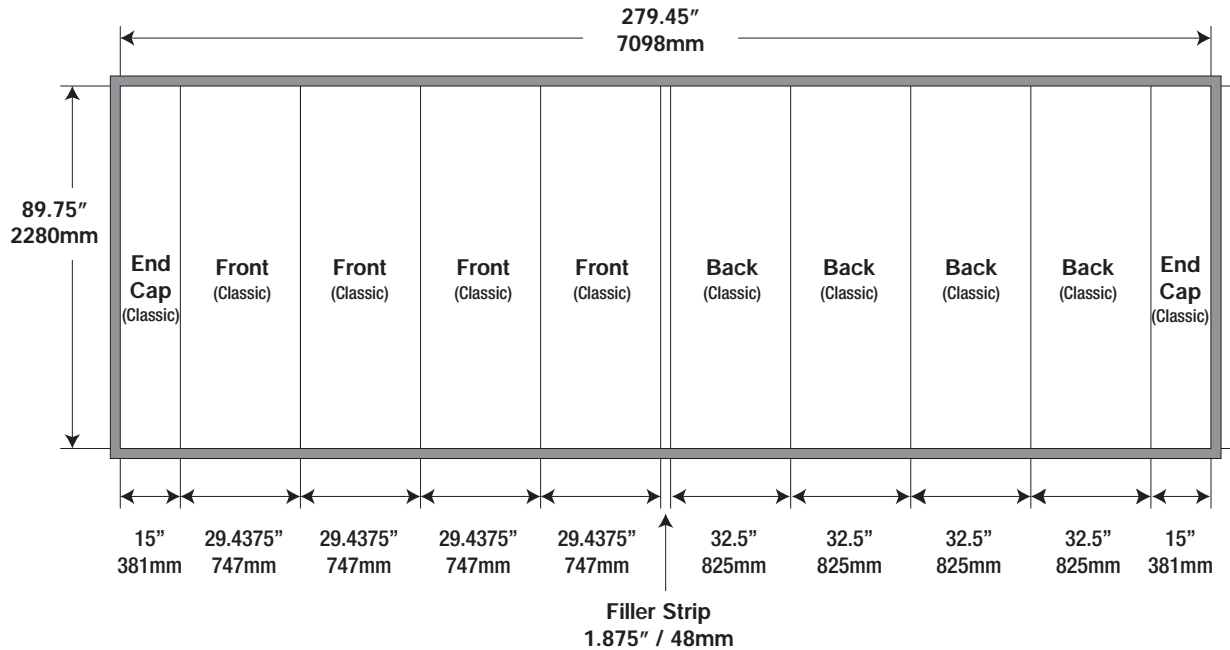




Production ready art supplied on disk should have all images placed and cropped as they are to appear in final graphics. All text should have been proofed for spelling and grammar. Partial art provided on disk does not constitute production ready art and may incur art / computer charges. Art that is not production ready may also extend normal production time of 7-10 days.

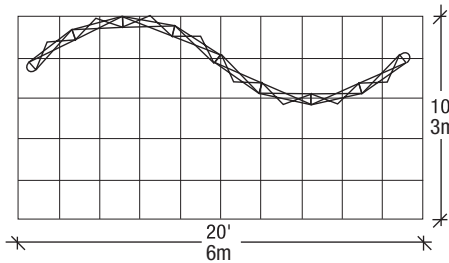
It is recommended that files be built at 100% of size to avoid scaling issues.



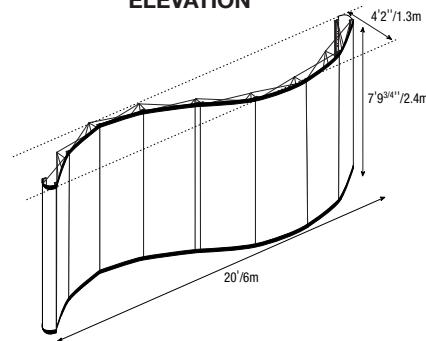
Total Document Setup Size:
 Front Panels: 117.75"w x 89.75"h
 Back Panels: 130"w x 89.75"h
 Full Document : 249.625"w x 89.75"h
 (without graphic endcaps)

 Live Area
 Bleed (to be trimmed)
 *Your document size should encompass the crops and bleed area.

FLOOR PLAN



ELEVATION



For more information on building files and submitting artwork visit our website at www.designknowhow.com and click on the tech support link, or contact our Art Department at 800.252.1277 ext. 113